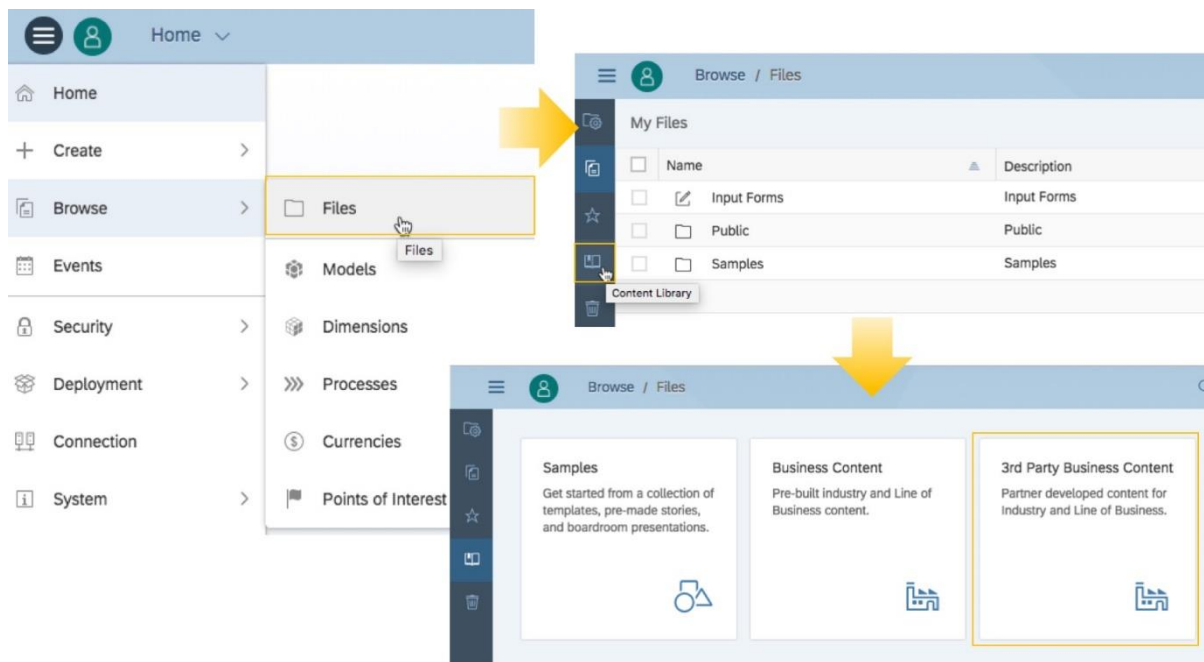


HOW TO IMPORT 3RD PARTY BUSINESS CONTENT

1. You can find it in the **content library**. Go to Browse > Files and click on the content library image.
2. Now, navigate to **3rd Party Business Content**.

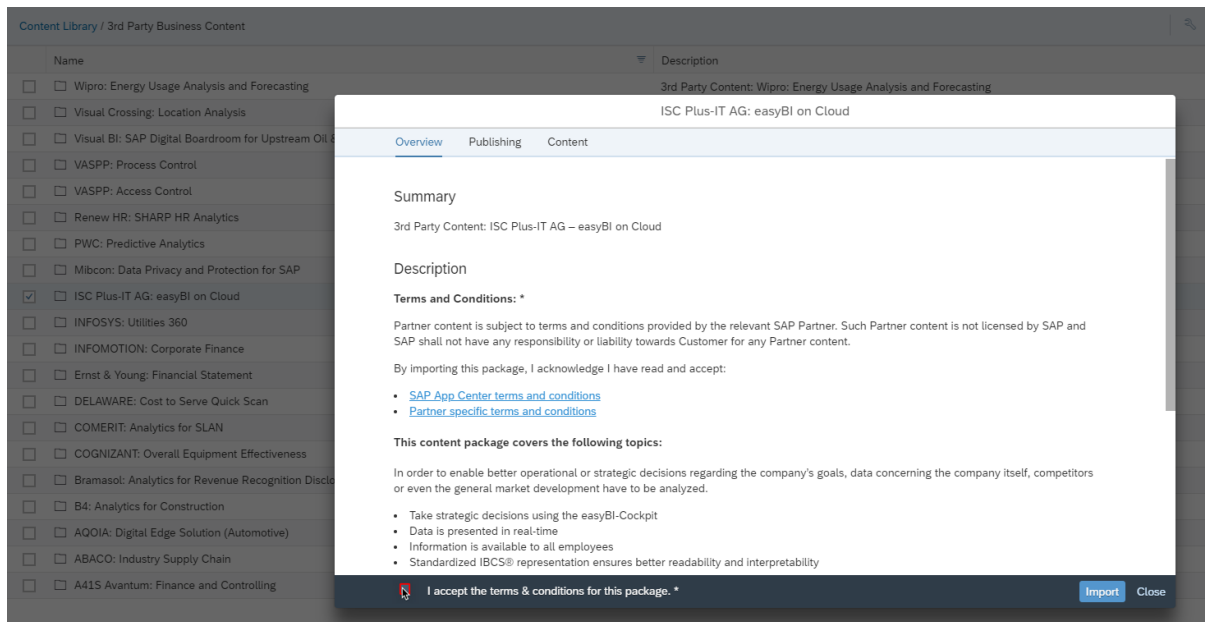
Be aware, that in order to access the content library, you must have permissions to read and maintain lifecycle data. The Admin and BI Admin [standard application roles](#) contain these permissions.



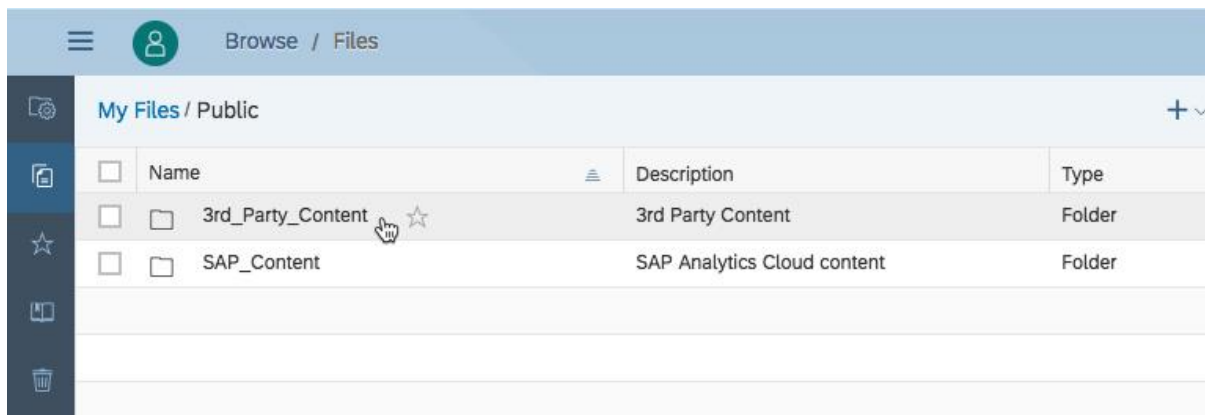
Content Library / 3rd Party Business Content	
Name	Description
<input type="checkbox"/> Wipro: Energy Usage Analysis and Forecasting	3rd Party Content: Wipro: Energy Usage Analysis and Forecasting
<input type="checkbox"/> Visual Crossing: Location Analysis	3rd Party Content: Visual Crossing: Location Analysis
<input type="checkbox"/> Visual BI: SAP Digital Boardroom for Upstream Oil & Gas	3rd Party Content: Visual BI - SAP Digital Boardroom for Upstream Oil & Gas
<input type="checkbox"/> VASPP: Process Control	3rd Party Content: VASPP Process Control
<input type="checkbox"/> VASPP: Access Control	3rd Party Content: VASPP Access Control
<input type="checkbox"/> Renew HR: SHARP HR Analytics	3rd Party Content: Renew HR: SHARP HR Analytics
<input type="checkbox"/> PWC: Predictive Analytics	3rd Party Content: PWC: Predictive Analytics
<input type="checkbox"/> Mibcon: Data Privacy and Protection for SAP	3rd Party Content: Mibcon Data Privacy and Protection for SAP
<input checked="" type="checkbox"/> ISC Plus-IT AG: easyBI on Cloud	3rd Party Content: ISC Plus-IT AG – easyBI on Cloud
<input type="checkbox"/> INFOSYS: Utilities 360	3rd Party Content: Infosys: Utilities 360 – Energy Supply

3. By clicking on one package, you will find more details including the link to the [App Center](#).

4. After accepting the terms and conditions, click Import.



5. When the import has finished, you will find the Content in the folder path My Files / Public / 3rd_Party_Content. All of the Content comes with demo data, so you can review the stories and dashboards right after importing and start customizing.



Document based on SAP blog: <https://blogs.sap.com/2018/06/13/access-3rd-party-business-content-in-sap-analytics-cloud/>